

WEST BLOOMFIELD TRANSITION CENTER


Dream
CRAFTS



Dream CRAFTS

CANDLE MAKING

Φ Weighing
out
candle
wax



Dream CRAFTS

CANDLE MAKING

Φ Students
adding
fragrance
and dye to
melted wax



Dream CRAFTS

CANDLE MAKING

Φ After the candle wax is poured, students remove the centering bar and cut the wicks to size



Dream CRAFTS

CANDLE MAKING

Φ Cutting wicks
to size



Dream CRAFTS

CANDLE MAKING

Φ Next, warning labels are put on the candle bottoms



Dream CRAFTS

CANDLE MAKING

Φ Then
candle
label
stickers
are put
on



Dream CRAFTS

CANDLE MAKING

Φ Candles
are
bagged
next



Dream CRAFTS

CANDLE MAKING

Φ Candle tags are hole-punched, ready to be tied to candle bags



Dream CRAFTS

CANDLE MAKING

Φ Tagging the candles is the final step in the process!



Dream CRAFTS

CANDLE MAKING

Φ Students
working
together!



Dream CRAFTS

SOAP MAKING


Φ Goat milk soap is measured out



Dream CRAFTS

SOAP MAKING

Φ The fragrance is measured out and poured into the melted soap



Dream CRAFTS


SOAP MAKING

Φ The soap is now poured into the soap molds!



Dream CRAFTS

Φ Students sell candles and soap at various places



Dream CRAFTS

Φ Through the business, Students learn real world skills, like counting money.



Dream CRAFTS

Φ Students develop important social skills while selling candles & soaps.



Dream CRAFTS

Φ 2016-17 Sales: \$1,500!

Φ 2017-18 Sales: \$1,400...so far!

Φ *Where does the money go??*

- Purchased banner for the WBTC Moving On Ceremony
- Paid for food items for the Thanksgiving Feast Last year the WBTC.
- Purchased food for the Lunch-in following the WBTC Moving On Ceremony
- Considering purchasing a gaming system for students at the WBTC
- Money goes back into the business to develop inventory.

[Click here for an Order Form!](#)