

# GRETCHKO ELEMENTARY NEWSLETTER

NOVEMBER 8, 2019



## EARLY RELEASE - NEXT MONDAY, NOVEMBER 11TH

Please mark you calendar for the next two weeks - we will have Early Release days - students will be dismissed at 3:07 p.m. the following Mondays.

Monday, November 11th

Monday, November 18th

## PAJAMA DAY TOMORROW - TURKEY \$\$ DRIVE

**Friday, November 8th**, Gretchko School will hold a special fund raising *full-school Pajama Day* to help the Oakland County Lighthouse. Funds will be donated to help the Lighthouse purchase turkeys and other perishable items for those in need. ***We are asking for \$1.00 per student for the Pajama Day.*** Also, please review the list below for our annual Food Drive. Our Food Drive runs from **November 4 - November 13th**. Thank you in advance for your participation.



# Gretchko Food Drive

## LIGHTHOUSE EMERGENCY SERVICES THANKSGIVING FOOD DONATIONS

We are sponsoring a food drive at Gretchko to assist the efforts of the Oakland County Lighthouse Emergency Services Thanksgiving Project. The Lighthouse provides Thanksgiving meals for families in our area. Our FOOD DRIVE will run from **Monday, November 4—Wednesday November 13<sup>th</sup>**. We have requested each classroom bring in different items needed for the Thanksgiving Baskets and food pantry. Please see the list below for items.

In addition, on **Friday, November 8** we will be asking families to donate \$1 and have students wear pajamas for an all school pajama day. The money collected will be used to purchase turkeys for families in need! Thank you!

Canned Vegetables (red, yellow, green)- Ms. Barker, Mrs. Smith  
Macaroni & Cheese (boxed)- Mrs. Lewis  
Muffin Mix- Mrs. Riden  
Soup/Broth- Mrs. Baiski  
Canned Tuna/Chicken- Mrs. Wild  
Potatoes (canned or instant)- Mrs. Sizemore  
Sweet Potatoes (canned)-Mrs. Pace, Mrs. Williams  
Canned Fruit/ Cranberries- Mrs. Humphrey  
Beans (all varieties)- Mrs. Reed  
Pasta Sauce- Mrs. Merglewski  
Cake Mix- Mrs. Geottes/Kirk  
Dry Pasta (spaghetti, elbow noodles, etc)- Mr. Jamison  
Peanut butter - Mrs. Ayar  
Jelly- Mrs. Costello  
Gravy- Mrs. Hammerick  
Stuffing- Mrs. Pawlaczyk  
Rice (all varieties)- Mrs. Hans, Mrs. Gough



## DO YOU WANT THE MONARCH BUTTERFLY TO BE THE STATE INSECT?

Our second



## IT'S THAT TIME OF YEAR!

When hats, coats, scarves are being used by our students. We would like to be proactive and remind parents to be aware of a health issue that impacts many students between the age of 4 - 8 years-old. You guessed it - Lice! Oakland County recommendations have changed over the



years and we no longer check students heads for lice. We are asking parents to be proactive and review the following documents from the Oakland County Health Department for recommendations.

## Head Lice

### *What You Need to Know*



#### **What are Head Lice?**

Head lice are tiny insects  $\frac{1}{8}$ " long that live on the human head. Color varies from light to dark tan.

They do not jump or fly, but crawl from hair to hair and feed on blood several times a day. Head lice are found exclusively on the scalp, eyebrows and eyelashes of people. The eggs can often be seen near the part, around and behind the ears and near the neckline at the back of the head.

#### **Who can get Head Lice?**

Anyone can get head lice regardless of their personal hygiene practices. Head lice is most common in pre-school and elementary school age children, and household members of infested individuals.

#### **How do you get Head Lice?**

Head lice can be passed from one person to another in a number of ways:

- Head-to-head contact is the most common way.
- Sharing items like combs, brushes, towels, bedding, hats, helmets, coats, scarfs, ribbons and barrettes, and stuffed animals.
- Placing heads on furniture, rugs, pillows, or car seats recently used by someone with lice.

#### **What are the signs & symptoms?**

- Tickling feeling in the hair.
- An itchy head, especially around the ears and back of the neck.
- Lice eggs are smaller than sesame seeds and are called "nits." Unlike dandruff and other matter, nits are tightly attached to the hair shaft, often within a  $\frac{1}{8}$  inch of the scalp. Nits can vary in color including white, gray, yellow, tan or brown.
- Nits can be found on any hair and hatch in 8-9 days.
- Adult lice are about the size of a sesame seed and may or may not be seen on examination.

#### **How long is the person contagious?**

Until lice and nits are destroyed.

#### **Are there complications?**

Skin infections may occur from scratching. Head lice do not spread illness or disease.

#### **Is there a treatment for Head Lice?**

There are several prescription and over-the-counter head lice products available through your healthcare provider or drugstore. Oakland County Health Division does not endorse any specific brand or product.

#### **Treatment steps**

- Wash hair with a cleansing shampoo that does not have conditioners, fruit, vegetables or protein added.
- Apply lice treatment according to package directions (do not use in shower or bathtub).
- Rinse out lice product (do not shampoo hair).

- Do not apply conditioners, gels, hair sprays or other hair products.
- Towel dry with a clean towel (not the one used before treatment).
- Remove all nits using nit comb, fingernails or by pulling from strands of hair. Work in an area with good availability and light. Put removed nits directly in a lined trash container and discard after removing lice.
- For most treatment products, a second treatment is required in 7–10 days to kill newly hatched lice.
- Follow product directions.
- Check each family member's head daily for 14 days, and re-treat if lice or nits are found (include all households where infected person has slept in the previous 2 days).
- Call all people who have recently been in contact with the infested person: school, babysitter, latchkey, friends and relatives.
- Swimming or washing the hair within 1-2 days after lice treatment may make some treatments less effective.

Seek the advice of your healthcare provider or contact Oakland County Health Division.

#### How do I avoid Head Lice?

- Do not share combs, brushes, bandanas, ribbons, barrettes, hair ties, hats, caps, scarves, headsets, towels or any other personal headgear.
- Do not try on other people's hats (even in department stores).
- Hang coats separately and place hats and scarves inside coat or jacket sleeves.
- Clean or disinfect shared headgear (such as helmets) with Lysol or rubbing alcohol before it is used by others.
- Regularly check your child's head for lice.
- Avoid head-to-head contact at school (in gym, on the playground, etc.) and while playing at home with other children.
- Do not lie on bedding, pillows, carpets or upholstered furniture that have recently been used by someone with lice.

#### Cleaning steps

- Remove hair from combs and brushes then soak in hot water (at least 130°F) for 5-10 minutes or soak in Lysol or rubbing alcohol for one hour.
- Wash and dry all bedding (sheets, pillow cases, blankets, mattress covers and bedspreads) at hot settings (130°F or more). Allow water to get hot between loads of laundry.
- Put pillows and non-washable bedding in hot dryer for thirty (30) minutes or seal in plastic bag for two (2) weeks. Put stuffed animals and dolls in a sealed plastic bag for two (2) weeks or 24 hours in below freezing temperatures.
- Vacuum all mattresses before making the bed with clean linens.
- Vacuum all upholstered furniture, carpeting, throw pillows, seats in cars and car seats. Use of insecticides is not recommended on vehicle seats and child safety seats.
- Fold clean clothes and put them away.
- Take non-washable clothes to the cleaners, put in a hot dryer for thirty (30) minutes or seal in a plastic bag for two (2) weeks or 24 hours in below freezing temperatures.















Public Health Information Helpline  
800.848.5533 NOC@OakGov.COM  
OakGov.COM/HEALTH



@PUBLICHEALTHOC

## HOUSEHOLD CHECKLIST

### The Lousy Work

	Who Does It?	I Did It!
Examine each family member's head daily for ten (10) days. 		
Go to the drugstore or Oakland County Health Division for lice treatment product.		
Treat only members of family who have lice or nits. (Lice products do not prevent lice and can be very harmful if overused or not used as directed.) 		
Soak combs and brushes in steaming hot water with 2-3 tablespoons of lice product. 		
Remove all nits. Take a small section of hair, comb through with special nit comb or remove each nit with fingernail. Hair clip completed sections and continue until entire head is nit free. 		
Wash and dry all bedding (sheets, pillow cases, blankets, mattress covers, and bedspreads) at hot settings. 		
Allow water to get hot between loads of laundry.		
Put pillows and non-washable bedding in hot dryer for twenty (20) minutes or seal in plastic bag for three (3) weeks. (Put stuffed animals/dolls with hair in plastic bag for three weeks). 		
Vacuum all mattresses before making with clean bedding. 		
Vacuum all upholstered furniture, carpeting, throw pillows, seats in cars, and car seats. After use, place vacuum bag in garbage bag and tie tightly. Use new vacuum bag for each cleaning. 		
Wash all jackets, sweaters, hats and other clothes that have come in contact with infested person. Fold clean clothes and put them away. 		
Take non-washable clothes to the cleaners or put in hot dryer for thirty (30) minutes, or seal in plastic bag for twenty-one (21) days. 		
Call all people who have recently been in contact with infested person (s): school, babysitter, latchkey, friends, relatives, or any place you have stayed. 		
Do daily head checks. Teach your child not to share hats, combs, hair ornaments, helmets, headphones, and so on. 		



The Oakland County Health Division will not deny participation in its programs based on race, sex, religion, national origin, age or disability. State and federal eligibility requirements apply for certain programs.

gdn\_fam\_edu\_lousywork\_051707.doc

## GRETCHKO IS HELPING TAPPERS WITH THEIR 28TH ANNUAL COAT DRIVE

Through the month of November Tappers is collecting coats, snow suits other winter items. Gretchko School is assisting the drive by having a collection box at school. You can drop your new or gently used items in the large box in our lobby or go to [#sharethewarmth](#) [#tapperscoatdrive](#) to participate. Thanks in advance for your help!





## UNITED WE WALK - BUTTON CONTEST

Our district's United We Walk Committee will be celebrating 26 years of service in the community. The 2020 theme is "The Time is NOW to Do What is Right". **The deadline to submit button designs is Nov. 29.** Please find [the official entry form here](#) and contact [Jennifer Graham](#) for more information

**MLK365**  
**On The Run:**  
***"The Time Is  
NOW  
To Do What  
Is Right"***

**United We Walk**  
**2020**  
**Button Design  
Contest**

*Do you enjoy drawing?*  
*Your artwork could be the  
inspiration for the  
Annual United We Walk  
Celebration on  
Sunday, January 19, 2020*

**You must include the following:**

**THEME:**  
**MLK365 On The Run:**  
***"The Time Is NOW  
To Do What Is Right"***

\*A graphic or photo  
\*Artwork must be 3 inches in diameter  
(see the back for actual size)  
\*Consider contrast, balance, and value  
\*Artwork must be original, hand-drawn or digital  
\*Eligible contestants K-12th graders

**DEADLINE: Friday, November 29, 2019**

**SUBMIT TO:**  
Jennifer Graham  
Roosevelt Elementary School

For more information, email [Jennifer.Graham@wbsd.org](mailto:Jennifer.Graham@wbsd.org)

**GREAT NEWS - TRIVIA NIGHT SOLD OUT!**





THANK YOU WEST BLOOMFIELD

FOR SUPPORTING

***BLESSINGS IN A BACKPACK!!***

We only have three single seats, one set of two seats and  
one set of four seats left

—OTHERWISE WE ARE

**SOLD OUT!!!**

If you are interested in these seats or have reserved a ticket  
but not yet paid for it, please call 248 521 0074. You can no  
longer buy tickets online.

## CONFERENCE SIGN UP ON SIGN UP GENIUS

Parent teacher conferences are scheduled for **Thursday, November 14, and Friday, November 15**. Mark your calendar! Don't forget to visit Sign Up Genius to schedule your student's parent teacher conference.

LINK BELOW HAS BEEN REVISED.

The link below is for all parent teacher conferences for Thursday, November 14

<https://www.signupgenius.com/go/8050545A8AA2BA2F58-parent> 1 Nov. 14  
sign up for Friday, November 15 for most teachers

<https://www.signupgenius.com/go/8050545A8AA2BA2F58-parent> Nov 15.

Please use this link below for Mrs. Pawlaczyk's Friday conferences

<https://www.signupgenius.com/go/8050545a8aa2ba2f58-parentteacher>



# CONGRATULATIONS TO OUR GRETCHKO STARS

The following students were chosen from our Gretchko Star bins on **November 1, 2019**.

Isaiah Jefferson, Roman Garcia, Darius Ford, Kirsten Jackson, Adin Clark, Alexander Kizy, Cameron Vore, Sin'cere Lee, Ethan Mahoney, Cohen Ortner, Raechel Chapman, Larry Metante, Aden Tisher, James Shamoun, Maggie Parker, Marissabella Obua, Parker Elliot, Samuel Mack, and Vineeth Talluri.

## GREAT HOLIDAY GIFT OPPORTUNITY-SEE YOUR STUDENT'S ARTWORK ONLINE

Our school is participating in an Art to Remember project that allows you to purchase keepsake products customized with your child's original artwork. Artwork is on display right now for your review. Purchases can be completed on line or you can send your order to school. Go to **ArtToRemember.com to view and order**. Use the code on your personalized order form that was sent home. Late orders will be accepted until November 6th. Also, a portion of sales will be donated to Gretchko School to supplement our art supplies.

# Attention Parents!



Our school is participating in a creative fundraiser with Art to Remember that allows you to purchase keepsake products customized with your child's art. Right now, children are busy creating colorful, fun artwork, and soon you will receive a personalized order form. Here's what you can expect:

- Over 40 keepsake products featuring your child's artwork
- Many of the products are less than \$15
- A percentage of every order goes right back to our school
- Safe, secure online ordering—You can even share your order code with other family members and invite them to place an order!
- Satisfaction guaranteed

**Art to Remember keepsakes are the perfect gifts for any occasion!**

Please notify your child's teacher if you did not want your child to participate in this program.



## **GRETCHKO SPEECH TEACHER, MRS. INGRAM, SHARES INFORMATION ON THUMBSUCKING**

### **Thumbsucking and Your Child**

Hello parents! My name is Sue Ingram and I am the speech-language pathologist at Gretchko Elementary School. I work with students who have difficulties understanding and expressing themselves, or have trouble producing age appropriate sounds. Recently I have noticed a number of students who are sucking on their thumbs, fingers, or clothing at school. Please read the information below and feel free to contact me at school if you have any questions.

Thumbsucking is a natural reflex for infants and can have a soothing effect on babies. However, some children persist in sucking behaviors even into the school years. Childhood thumb sucking or use of a pacifier can have long term impacts on speech and language development as well as on physical development in the oral cavity. The American Dental Association states that, "If the habit continues beyond the age of five or six, the pressure and sucking motion will begin to make changes to the mouth and teeth." In addition to difficulties with dental and oral structure, prolonged sucking can negatively impact both speech development and language development and socialization.

In the early years, toddlers begin to explore language by engaging in vocal play. Babbling and cooing are part of this play. If toddlers constantly have something in their mouths, they don't explore language like other children. Children need to develop communicative intent which begins with the urge to verbally communicate a message and with having their parent or caregiver respond to this attempt.

Prolonged sucking can produce changes in teeth placement, oral structure and tongue placement. This can affect the production of various sounds including (s, z, t, d, l, n, and j). These sound errors can result in a lisp or even tongue thrusting behaviors. Students who continue to suck their thumbs into the school years are vulnerable to difficulties with socialization and may even be exposed to more germs. Some kids may be teased or left out of group play because of their thumb sucking.

Entering school provides a structured environment in which to encourage your child to stop sucking. If this is still difficult, talk to your pediatrician about ways to help your child with other self-soothing techniques. There are other replacement activities that can be utilized instead of thumb sucking to avoid issues with dentition, oral structure, speech, or language.

## **MARK YOUR CALENDAR FOR HEARING SCREENING**

Each year the Oakland County Health Department provides hearing and vision screening for elementary age students. Our Preschool, Kindergarten and Second Grade students will receive hearing screening beginning November 22nd.

## **REMINDER - RAPUNZEL - NOVEMBER 26**

Our students will travel by school bus to see the play "Rapunzel" performed by WB high school on November 26. Students will leave Gretchko at 9:30 a.m., travel to the high school, see the play at 10:00 a.m. then return to school and continue their school day. Teachers will be the chaperones on the trip. No parent volunteers will be allowed to ride the bus. Although you will



be unable to sit with us, parents are welcome to come to the high school and view he play with us. Siblings may also attend.

## GIRL SCOUT TROOP LOOKING FOR GIRLS

Newly formed troop at Gretchko - Join the fun!



# FRIENDS TODAY. CHANGEMAKERS TOMORROW.

Make new friends? Discover new passions? She'll do all that and more at Girl Scouts! Whether she's exploring nature and the outdoors, expressing herself through art or music, designing robots or board games, or helping her community through service projects, she'll have a blast as she earns badges in just about anything that piques her interest. Get ready, because she's going to make the world a better place—today and for the next generation!



Date: **November 12** Time: **5:45 PM**  
Location: **Gretchko I-Center**

Contact Person: **Jessica Cohen & Jessica Adnson,**  
Troop Leaders, [gretchkogs@gmail.com](mailto:gretchkogs@gmail.com)

Event Details: **Come join Kindergarten Daisy Troop 77328 today at our Parent Meeting!**

**BECOME A GIRL SCOUT AT**  
[\*\*gssem.org/join\*\*](http://gssem.org/join)

© 2019 Girl Scouts of the USA. All Rights Reserved.

## COMMUNITY EDUCATION IS HIRING

## West Bloomfield School District

Eric Whitney  
Deputy Superintendent, Talent Development and Management



The West Bloomfield School District  
is currently accepting applications for the  
following position:

**WEST BLOOMFIELD COMMUNITY EDUCATION  
KIDS KLUB/TWEEN TIME INSTRUCTORS**  
**GRETCHKO ELEMENTARY SCHOOL = 3:45 p.m. – 5:45 p.m.**  
**ROOSEVELT ELEMENTARY SCHOOL = 7:15 a.m. – 9:15 a.m./3:45 p.m. – 5:45 p.m.**  
**ABBOTT MIDDLE SCHOOL = 2:30 p.m. – 5:30 p.m.**

**REQUIRED  
QUALIFICATIONS:**

1. High school diploma.
2. Experience with children.
3. Good communication skills.

(Job responsibilities include working with K-8 students.)

**RESPONSIBILITIES:**

1. Assist the instructor in implementing the program for the students in accordance with the policies and philosophy of the school.
2. Assist the instructor in providing daily activities for the students.
3. Assist the instructor with the organizational duties.
4. Attend all staff meetings.

**SALARY:**

Starting range: \$10.21 - \$10.69 per hour

**TO BEGIN:**

Immediately after posting

**APPLY:**

Create or update electronic file at:  
OHRC, Oakland Schools  
Website: [www.oakland.k12.mi.us/ohrc](http://www.oakland.k12.mi.us/ohrc)

The Board of Education does not discriminate on the basis of race, color, national origin, sex (including sexual orientation and transgender identity), disability, age, religion, height, weight, marital or family status, military status, ancestry, genetic information or any other legally protected categories, collectively, "Protected Classes", in its programs and activities, including employment opportunities.

3810 COMMERCIAL ROAD, WEST BLOOMFIELD, MICHIGAN 48324 TELEPHONE (248) 368-6428 FAX (248) 368-6428  
E-MAIL: [ethurston@wbosd.org](mailto:ethurston@wbosd.org)

## SHUTTLE BUSES ARE AVAILABLE

**Bus information is NOT available through the Gretchko office.** If you would like to request a shuttle to Scotch, or an area unloading area, the shuttle requests are on the WB website. The shuttle busses are limited and are provided as a first come first served basis. If you are unable to locate the shuttle bus information, please contact the Transportation Department at 248-865-3680. Please be aware we anticipate busses will arrive home late at the start of school. You may be assured that your child's safety is of primary concern to all of us.

## BOXTOPS UPDATE

Earning money for your school has never been easier. Simply download the app, choose your school and snap a picture of your receipts! For those of you still clipping the old school way there is a collection box located right outside the office! Please deposit any clippings you currently have before October 18th!

Encourage your friends and family to download the app as well! Grandparents, Aunts & Uncles, Cousins, literally anyone who grocery shops and has a receipt can help Gretchko earn and it adds up quickly!

[https://www.boxtops4education.com/-/media/GMI/boxtopsforeducation/CRC-Downloads/June\\_19/BTFE\\_Overview.ashx?la=en](https://www.boxtops4education.com/-/media/GMI/boxtopsforeducation/CRC-Downloads/June_19/BTFE_Overview.ashx?la=en)



## TOYOLOGY SUPPORTS SCHOOLS WITH SPECIAL SHOPPING DAYS

Toyology Toys is thrilled to continue to support the schools in our community! The holiday shopping season is around the corner, and we would like to offer an **additional 5% cashback to your school or organization on November 18th and November 19th!** Shop at any Toyology Toys and mention your school or organization at check out, and your school will benefit from 15% back on all purchases. I am attaching a flyer and social media attachment so you may promote these bonus Holiday Shopping Days

## FIT WITH FAMILY PHOTOS

Ms. Hubbard is putting up a Fit With Family board outside the gymnasium. We want students to take action and be active outside of school with their families! We would like you to share your family's "being fit" photos. What type of pictures do we want on the wall? A group running picture, playing a sport as a family, dancing, or any other type of physical activity! Who should be in the picture? Your student and one or more family members. Have your student bring the picture in to class on their P.E. day, they will share with the class what physical activity they did with their family, and Ms. Hubbard will put the photo up on the Fit With Family Wall. If you have any questions feel free to email her - [emily.hubbard@wbsd.org](mailto:emily.hubbard@wbsd.org)

## WB DISTRICT MEDICATION POLICY

The WBSD Medication policy prohibits students from carrying any medication with them at school. All medication, both over-the-counter and prescribed, must be brought to the school office by a parent or guardian and will be administered from the main office only. In order for us to administer medication (over-the-counter and prescribed) the **WBSD Medication Forms, completed and signed by your students' physician, must be on file.** Please remember that all prescription medications must be in the original prescription container with your student's name and physician's instructions.

## LOST AND FOUND

Our lost and found is located at the center of the back of the building. Several items are already piling up. Please mark your student's items with their name. Often students have the same lunch box, sweater, shirt, hat, etc. of other students at school.

## CALENDAR OF UPCOMING EVENTS

November 8 - Vision Screening

November 8 - Bagel Day (\$1.00 each)

November 13 - Vision Screening

November 15 - WB Annual Trivia Night - Blessings Fund Raiser

November 22 Hearing Screening  
November 22 Bagel and Spirit day - Crazy Hair Day!  
November 25 - Hearing Screening  
November 25 - Decorative box Marco's pizza night  
November 26 - Hearing Screening  
November - Gretchko students see "Rapunzel" at WBHS  
November 26 - Decorative box Marco's pizza night  
November 27 - Decorative box Marco's pizza night  
December 2 - Hearing screening  
December 3 - Hearing screening  
December 4 - Hearing Screening  
December 20 - Bagel & Spirit Day - Holiday Spirit Gear!

## IMPORTANT CONTACTS

**Office phone** Phone - 248-865-6570

**Sally Drummond-principal email** - [sally.drummond@wbsd.org](mailto:sally.drummond@wbsd.org)

**Kitrina Van Meter-principal's secretary email** - [kitrina.van-meter@wbsd.org](mailto:kitrina.van-meter@wbsd.org)

**Suzanne Pokley-building secretary - email** - [suzanne.pokley@wbsd.org](mailto:suzanne.pokley@wbsd.org)

**School answering machine - safeline** - 248 - 865-6572 -

---

## GRETCHKO STARS

 5300 Greer Road, West Bloomfield Township, MI, U...

 (248)865-6570

 [wbsd.org/Domain/12](http://wbsd.org/Domain/12)

## CODE OF CONDUCT

Below is the link for parents to have the opportunity to review the West Bloomfield School District's Code of Conduct. Please go to the following link to review

[WBSD Code of Conduct](#)

## PTO BOARD MEMBERS -2019-2020

PTO Board for 2019-2020 School Year

Co-President: Katie Palazzolo / Ashleigh Davis

Co-Vice President: Amy Risius/Stephanie Reynolds

Co-Treasurer: Ufuoma Kaplan/Vanity Koop



Recording Secretary: Heather Aldrich  
Co-Corresponding Secretary: Juliet Jozwick /Erica Daenzer  
Board Advisor: Kelly Robrahn

